



**SIDE SLIDING DOORS**



## The advantages of side sliding door:

- modern look – attractive curb appeal
- side opening – open as much as you need and save time and energy
- choose opening direction for your convenience





17

For fast and convenient operation Side Sliding Doors for double garages can be made of two 'leaves'. Big variety of panel designs, colours and possibility to choose any RAL colour lets you fulfill the most complex ideas.

Smooth surface panels comes with modern 'Stainless steel', 'Copper', 'Grey anthracite' and 'Deep matt' finish coatings. 'Metallic' or 'Pearl' finish coatings on smooth surface panels can give stunning effect.

For contemporary and vivid look you can choose stainless steel windows and appliquéés. Custom designs available.





For convenient use doors are compatible with all standard garage door operators. With remote handset you can open and close door safely without leaving your car or bike.



“Premium” lock for manually operated doors. Easy to use, robust and safe.





SLICK



TOPRIB



MIDRIB



MIDRIB



MICRORIB



WOODGRAIN



RIBBED



RIBBED




CASSETTE



CASSETTE





Smooth



Woodgrain



Stucco



Other painted colours  
similar to RAL palette



Deep Matt  
similar RAL 7016




Golden Oak  
woodgrain




Old Oak  
woodgrain



Dark Oak  
woodgrain




Mahogany  
woodgrain



Deep Matt  
similar RAL 7016




Golden Oak  
smooth



Old Oak  
smooth



Light Oak  
smooth



Walnut  
smooth



Deep Matt  
similar RAL 9006











2

6

7

1

8

3

4

5

1



Heavy duty aluminium guiding rails and twin roller carriages ensures smooth and reliable door operation.

2



Optional electric operator for your additional convenience.

3



Optional luxury lock for a manually operated sliding door.

4



Brush seals along all perimeter.

5



Low threshold aluminium profile provides perfect water drainage, smooth passage and easy maintenance.

6




Aluminium hardware, top carriages and no spring system provides quiet and easy operation.

7



Low headroom lintel profile for side sliding doors.

8



40 mm thick insulated sandwich panels ensure thermal and acoustic insulation.

[www.ryterna.eu](http://www.ryterna.eu)

